

Validation and acceptability of a cuffless wrist-worn wearable blood pressure monitoring device among users and healthcare professionals: A mixed-method study

Sheikh Mohammed Shariful Islam, Susie Cartledge, Chandan Karmakar, Jonathan Charles Rawstorn, Steve F Fraser, Clara Chow, Ralph Maddison

Submitted to: JMIR mHealth and uHealth
on: May 13, 2019

Disclaimer: © The authors. All rights reserved. This is a privileged document currently under peer-review/community review. Authors have provided JMIR Publications with an exclusive license to publish this preprint on its website for review purposes only. While the final peer-reviewed paper may be licensed under a CC BY license on publication, at this stage authors and publisher expressly prohibit redistribution of this draft paper other than for review purposes.

Table of Contents

Original Manuscript.....	5
Supplementary Files.....	23
Figures	24
Figure 1.....	25
Figure 2.....	26
Figure 3.....	27
Related publication(s) - for reviewers eyes onlies	28
Related publication(s) - for reviewers eyes only 0.....	29

Validation and acceptability of a cuffless wrist-worn wearable blood pressure monitoring device among users and healthcare professionals: A mixed-method study

Sheikh Mohammed Shariful Islam MBBS, MPH, PhD, FESC, ; Susie Cartledge PhD, ; Chandan Karmakar PhD, ; Jonathan Charles Rawstorn PhD, ; Steve F Fraser PhD, ; Clara Chow MBBS, PhD, ; Ralph Maddison PhD,

Corresponding Author:

Sheikh Mohammed Shariful Islam MBBS, MPH, PhD, FESC,

Phone: +61451733373

Email: shariful@deakin.edu.au

Abstract

Background: Blood pressure (BP) is an important modifiable cardiovascular risk factor yet its long-term monitoring remains problematic. Wearable cuffless devices enable the capture of multiple BP measures during everyday activities and could improve BP monitoring, but little is known about their validity or acceptability.

Objective: This study aimed to validate a wrist-worn cuffless wearable BP device, and assess its acceptability among users and healthcare professionals.

Methods: A mixed-methods study was conducted to examine validity and comparability of a wearable cuffless BP device against ambulatory and home devices. BP was measured simultaneously over 24-hours using wearable and ambulatory devices, and over 7-days using wearable and home devices. Pearson's correlation coefficients compared the degree of association between the measures, and limits of agreement (LOA; Bland-Altman plots) were generated to assess measurement bias. Semi-structured interviews were conducted with users and 10 healthcare professionals to assess acceptability, facilitators and barriers to using the wearable device. Interviews were audio recorded, transcribed and analysed.

Results: 9090 BP measurements were collected from 20 healthy volunteers (20.3±5.4 years, N=10 females). Mean±SD systolic (SBP)/diastolic (DBP) pressures measured using the ambulatory (24-hours), home (7 days) and wearable (7 days) devices were 126±10/75±6 mmHg, 112±10/71±9 mmHg and 125±4/77±3 mmHg, respectively. Mean (LOA) biases and precision between the wearable and ambulatory devices over 24-hours were 0.5 (-10.1 to 11.1) mmHg for SBP and 2.24 (-17.6 to 13.1) mmHg for DBP. The mean biases (LOA) and precision between the wearable and home device over 7 days were -12.7 (-28.7 to 3.4) mmHg for SBP and -5.6 (-20.5 to 9.2) mmHg for DBP. The wearable BP device was well accepted by participants who found the device easy to wear and use. Both participants and health care providers agreed of the utility and potential role of wearable cuffless devices to improve BP monitoring.

Conclusions: Wearable BP measures compared well against a gold-standard ambulatory device, indicating potential for this user-friendly method to augment BP management—particularly by enabling long-term monitoring that could improve treatment titration and increase understanding of users' BP response during daily activity and stressors. Clinical Trial: Not applicable

(JMIR Preprints 13/05/2019:14706)

DOI: <https://doi.org/10.2196/preprints.14706>

Preprint Settings

1) Would you like to publish your submitted manuscript as preprint?

✓ **Please make my preprint PDF available to anyone at any time (recommended).**

Please make my preprint PDF available only to logged-in users; I understand that my title and abstract will remain visible to all users.

Only make the preprint title and abstract visible.

No, I do not wish to publish my submitted manuscript as a preprint.

2) If accepted for publication in a JMIR journal, would you like the PDF to be visible to the public?

✓ **Yes, please make my accepted manuscript PDF available to anyone at any time (Recommended).**

Yes, but please make my accepted manuscript PDF available only to logged-in users; I understand that the title and abstract will remain visible to all users.

Yes, but only make the title and abstract visible (see Important note, above). I understand that if I later pay to participate in <http://www.jmir.org/preprint/14706>



Original Manuscript

Original Research.

Validation and acceptability of a cuffless wrist-worn wearable blood pressure monitoring device among users and healthcare professionals: A mixed-method study

Sheikh Mohammed Shariful Islam^{1,2,3*}, Susie Cartledge¹, Chandan Karmakar⁴, Jonathan Rawstorn¹, Steve F Fraser¹, Clara K Chow^{2,3,5*}, Ralph Maddison^{1*}

¹ Institute for Physical Activity and Nutrition, School of Exercise and Nutrition Sciences, Deakin University, Geelong, Australia

² The George Institute for Global Health, UNSW, Australia

³ Sydney Medical School, University of Sydney, Australia

⁴ School of Information Technology, Deakin University, Geelong, Australia

⁵ Charles Perkins Centre (CPC) Westmead, University of Sydney, Australia

Author emails: shariful.islam@deakin.edu.au; susie.cartledge@deakin.edu.au; karmakar@deakin.edu.au; jonathan.rawstorn@deakin.edu.au; steve.fraser@deakin.edu.au; clara.chow@sydney.edu.au; ralph.maddison@deakin.edu.au
*denotes equal contribution.

Correspondence: Sheikh Mohammed Shariful Islam, MBBS, MPH, PhD, Senior Research Fellow, Institute for Physical Activity and Nutrition (IPAN), School of Exercise & Nutrition Sciences, Faculty of Health, Deakin University, 221 Burwood Highway, Burwood, VIC 3125, Australia. Phone: +61 3 924 68393, Email: shariful.islam@deakin.edu.au

Short Title: Validity and acceptability of a wearable BP device

Word count: Abstract-341; Main text-3769; Tables-04; Figures-03; Supplementary Files-5; References-23

Abstract

Background: Blood pressure (BP) is an important modifiable cardiovascular risk factor yet its long-term monitoring remains problematic. Wearable cuffless devices enable the capture of multiple BP measures during everyday activities and could improve BP monitoring, but little is known about their validity or acceptability.

Objectives: This study aimed to validate a wrist-worn cuffless wearable BP device, and assess its acceptability among users and healthcare professionals.

Methods: A mixed-methods study was conducted to examine validity and comparability of a wearable cuffless BP device against ambulatory and home devices. BP was measured simultaneously over 24-hours using wearable and ambulatory devices, and over 7-days using wearable and home devices. Pearson's correlation coefficients compared the degree of association between the measures, and limits of agreement (LOA; Bland-Altman plots) were generated to assess measurement bias. Semi-structured interviews were conducted with users and 10 healthcare professionals to assess acceptability, facilitators and barriers to using the wearable device. Interviews were audio recorded, transcribed and analysed.

Results: 9090 BP measurements were collected from 20 healthy volunteers (20.3 ± 5.4 years, $N=10$ females). Mean \pm SD systolic (SBP)/diastolic (DBP) pressures measured using the ambulatory (24-hours), home (7 days) and wearable (7 days) devices were $126 \pm 10 / 75 \pm 6$ mmHg, $112 \pm 10 / 71 \pm 9$ mmHg and $125 \pm 4 / 77 \pm 3$ mmHg, respectively. Mean (LOA) biases and precision between the wearable and ambulatory devices over 24-hours were 0.5 (-10.1 to 11.1) mmHg for SBP and 2.24 (-17.6 to 13.1) mmHg for DBP. The mean biases (LOA) and precision between the wearable and home device over 7 days were -12.7 (-28.7 to 3.4) mmHg for SBP and -5.6 (-20.5 to 9.2) mmHg for DBP. The wearable BP device was well accepted by participants who found the device easy to wear and use. Both participants and health care providers agreed that the wearable cuffless devices were easy to use and its potential role to improve BP monitoring.

Conclusions: Wearable BP measures compared well against a gold-standard ambulatory device, indicating potential for this user-friendly method to augment BP management—particularly by enabling long-term monitoring that could improve treatment titration and increase understanding of users' BP response during daily activity and stressors.

Keywords: Hypertension, Cardiovascular disease, Wearable device, Blood pressure, Ambulatory blood pressure monitoring

Introduction

High blood pressure (BP) or hypertension is the leading risk factor for cardiovascular disease including myocardial infarction, stroke and kidney disease, and accounts for 14% (10.4 million) of total deaths globally [1, 2]. In 2015, an estimated 874 million people had high BP but the disease burden is estimated to be much greater as high BP remains undetected, untreated, and uncontrolled in many individuals [2, 3]. Over the last three decades the incidence of high BP has increased worldwide and projected to increase further, mostly due to an aging population, urbanisation, reduced physical activity and unhealthy diet [2]. High BP also leads to significant declines in productivity and economic burden and remains as a significant public health challenge.

Accurate BP measurement is essential for the diagnosis and management of hypertension; however, current measurement methods are suboptimal [4]. Measurements taken by healthcare professionals during medical consultations can be inaccurate due to “white coat” hypertension, and infrequent measurements may not represent typical haemodynamics [5]. Home BP measurements have been recommended by several guidelines [5-8], but it is impractical to measure BP during daily bouts of activity and at night, which has prognostic and therapeutic importance [9]. Ambulatory BP measurement devices can provide frequent valid measures across a 24-hour period and are the gold standard for clinical use, but are not appropriate for long-term monitoring because they are intrusive, cumbersome, and costly [10].

In recent years a number of cuffless wearable devices have emerged that enable frequent and unobtrusive BP measurement throughout the user's usual everyday activities. Wearable cuffless BP devices are broadly defined as those worn on/attached to the body, and without a pneumatic cuff—overcome many limitations of traditional ambulatory devices. Therefore, these devices may be suitable for collecting regular BP measurements over prolonged time periods. Regular long-term monitoring could enable more comprehensive assessment of BP status and treatment adherence [11], as long as measurement accuracy meets guideline recommendations [12, 13]. In a comprehensive literature review, we identified a number of commercially available cuffless, continuous, wearable BP monitoring devices [11], and selected a wrist-worn device that could be used in day-to-day life. However, before recommending the use of this device, it must be validated against standard BP measurement devices. At the same time, as these devices have only recently become available as consumer grade products for BP measurement, little is known about the users' and healthcare professionals' perspective about their use in real-life. Therefore, our primary aim was to validate a wrist-worn cuffless wearable BP device against a gold-standard ambulatory BP device. Secondary aims included comparing the wearable BP measurements against a home BP device, and assessing the acceptability of a wearable device among end-users and healthcare professionals.

Methods

A mixed-methods (quantitative and qualitative) approach was used.

Participants: We recruited a convenience sample of 20 healthy volunteers via advertisements and flyers at the Deakin University Burwood campus, and selected general practice clinics in Melbourne, Australia. We included adults (aged ≥ 18 years) with normal BP ($< 140/90$ mmHg) who were willing to wear an ambulatory device for 24-hours, a wearable device for 7 days, and record home BP three times per day for 7 days. Participants with high BP ($> 140/90$ mmHg), serious medical conditions, limited mobility and

those taking BP medication at baseline were excluded. Additionally, we purposively recruited 10 healthcare professionals who manage patients with high BP and had clinical experience with a range of BP devices—including cardiologists, general practitioners, nurses, pharmacists and exercise physiologists—to ascertain the barriers and facilitators of wearable devices and acceptability for use in their clinical practice.

Ethics: Written informed consent was obtained from all participants at the time of enrolment. The study was approved by the Deakin University Faculty of Health Human Ethics Advisory Group (HEAG-H 135_2017).

Data collection and variables: A research assistant was trained in data collection procedures, device configuration, testing, and operation for one week at Deakin University. Data were collected from October 2017 to April 2018. Socio-economic status (age, sex, education, employment, occupation, income), self-reported co-morbidities, smoking, alcohol use, cognitive function, physical activity (light, moderate and vigorous activities/times per week for ≥ 15 mins), diet (fruits and vegetable consumption: servings/week) and medication were collected face-to-face using a standardised questionnaire. Weight and height were measured at enrolment. Body Mass Index (BMI) was calculated as weight kg/height m^2 .

BP measurements: Baseline BP was measured using an Omron automated device (Omron HEM 7121, Omron Corp, Kyoto, Japan) at the time of enrolment. Three baseline measures were obtained. The first measurement was discarded and the mean of the remaining two readings was calculated following standard practice [14]. Starting at the time of enrolment, study participants were fitted with an ambulatory BP device (Model TM-2430, A & D Medical Corp. Tokyo, Japan) with appropriate cuff size which is highly accuracy and has been validated according to international standards and recommended for clinical use [15]. The ambulatory device was programmed to measure BP every 30 minutes during day-time and every 60 minutes during night for 24 hours. There were no restrictions of daily activities. Concurrently, study participants were asked to use the wearable cuffless device (Model T2, TMART Technologies Limited, WanChai, HK, China) in the non-dominant hand, for example a right-handed person was instructed to use the wearable device in left hand. The wearable device measured BP every 60 minutes for 7 days. Participants were also provided with a home BP device (Omron HEM 7121, Omron Corp, Kyoto, Japan) and a printed log-sheet to measure and record BP three times per day—morning, afternoon, evening, at consistent times self-selected by participants—for 7 days. All participants received instruction and demonstration about how to use each device at enrolment.

The wearable cuffless device was chosen as it is commercially available in Australia, is affordable (~\$ 50), is lightweight and easy to wear and is waterproof so can be worn at all times. Participants were asked to wear the device on the wrist of their non-dominant hand. This device uses MPU6500 sensors that do not require calibration prior to use, and Bluetooth functionality to wirelessly send data to a mobile phone app (Wearfit) for storage and self-monitoring visualisation. The device (minimum OS compatibility = Android 4.4 or iOS 8.0) also measured heart rate, blood oxygen saturation, sleep time, steps, mileage, calories consumed among other features. However, these parameters were not considered in this study.

Data from the wearable and ambulatory devices were downloaded from the Wearfit app and onboard memory, respectively, after the participation period. Home BP measurements were recorded manually on a pre-formatted study log.

Figure 1. Wearable BP device (T2-mart)

Semi-structured interviews: Interviews were conducted with users at day-7 to determine the acceptability and useability of the wearable BP device. The interviews comprised questions about the overall experiences of using the provided BP measurement devices. Brief semi-structured interviews were also conducted with healthcare professionals to determine acceptability as well as barriers and facilitators to real-world use. Health care professionals were briefed about the wearable BP device and how it worked. They were asked about the use of patient reported BP data in their clinics and the future usability of wearable BP data. All interviews were audio recorded and transcribed verbatim.

Outcomes: The primary outcome was the mean difference between wearable and ambulatory BP measurements over 24-hours. Secondary outcomes included the mean difference between wearable and Home BP measurements over 7-days; barriers and facilitators of using wearable BP devices by users, and the acceptability of wearable devices among a diverse group of healthcare professionals.

Table 1. Procedure for reference and wearable device BP measurements validation

Initial BP measurements		
1.	Take reference BP measurement (Office BP)	R0
2.	Take wearable device BP measurement	W0
Validation BP measurements for accuracy evaluation		
3.	Take first reference BP measurement (mean 24-hours ABPM)	R1
4.	Take first wearable device BP measurement (mean 24-hour wearable device)	W1
5.	Take second reference BP measurement (mean 7-days HBPM)	R2
6.	Take second wearable device BP measurement (mean 7-days wearable device)	W2

R= Reference BP device; W=Wearable BP device. Measurement R0 was not used in the evaluation of reference BP distribution and variability criteria.

Measurements R0 and W0 was not used in the evaluation of the test device accuracy. BP= blood pressure.

Data Analysis

Data were presented as mean, standard deviation (SD), range. Wearable BP measurements were compared against corresponding reference ambulatory and home measurements (e.g., W1 versus R1. See Table 1). We manually investigated extreme values (5th, 10th and 15th percentile from both sides of the distribution) for all devices to check for possible measurement noise. As the data did not differ significantly, we used the full data set from all devices in these analyses. Data were explored graphically using box-plots and scatter plots. We considered subjective daily average between wearable and ambulatory devices. We also estimated daytime BP using measures recorded between 7am and 9pm. A p -value <0.05 was considered statistically significant. Missing data were not imputed. Data analyses were performed using Matlab 2017a software.

We used non-parametric Mann-Whitney U Tests to compare the mean \pm SD of the devices. Systolic and diastolic measurement biases were calculated as reference -wearable measurement. We also assessed measurement accuracy by calculating the mean absolute difference (MAD) and mean absolute percentage differences (MAPD) between the devices

[15]. The MAD and MAPD were calculated as, $MAD = \sum_{i=1}^n (p_i - y_i) / n$ and $MAPD =$

$\sum_{i=1}^n 100(p_i - y_i)/n$; where p_i and y_i are the average wearable and reference device measurements, respectively, and n is the sample size. Measurement accuracy was graded according to the following accepted clinical standards: Grade A, MAD ≤ 5 mmHg; Grade B, MAD 5–6 mmHg; Grade C, MAD 6–7 mmHg; Grade D, MAD ≥ 7 mmHg [16]. Relative reliability was estimated by calculating Pearson's correlation coefficients to compare the degree of association [17]. Standardized Bland–Altman scatterplots and limits of agreement (LOA) were used to assess absolute reliability and the variability of measurement biases across the measurement range.

A content analysis was applied to the semi-structured interview data [18]. This method is appropriate given our aims to describe; 1) usability and acceptability of the wearable device among participants, and 2) acceptability of this method among health care professionals caring for people with hypertension. Once transcripts were read in their entirety, coding of main themes was performed manually and a log kept in spreadsheet form. Categories of code were developed from the data through an iterative process. Coding was initially performed separately for study participants and health care professionals to assess if there were consistent categories and themes between groups.

Results

A total of 9090 systolic and diastolic BP data (1530 ambulatory, 6720 wearable and 840 home device) were analysed. Participants were 20.3 ± 5.4 years, half were female, and mean baseline BP was 112/74 mm Hg. Additional participant characteristics are reported in Table 2.

Table 2. Characteristics of the study participants

Characteristics	Study participants (n=20)
Male, %	50%
Age in years, mean (SD); range	20.3 (5.4); 17.2 - 28.5
BMI, mean (SD); range	23.6 (3.3); 19.9 - 25.9
Married/Living with partner, %	40%
Education (Masters or above)	65%
Employment (Fulltime) %	60%
Baseline Systolic BP, mean (SD); range	112.35 (9.79); 95 - 131
Baseline Diastolic BP, mean (SD); range	73.75 (9.14); 47- 96

BMI: body mass index, SD= standard deviation;

Measurement biases: Table 3 summarises BP measured across devices; BP was similar for both ambulatory and wearable devices (SBP 126 ± 10 vs 125 ± 5 ; DBP 75 ± 6 vs 77 ± 9) and there were no statistically significant differences over 24-hours ($p > 0.05$). The mean absolute difference (MAD) between wearable and ambulatory devices over 24-hours was < 7 mm Hg for both SBP and DBP. The average 24-hour BP data obtained using the wearable and ambulatory device showed poor relationship (SBP $r = 0.16$, $p = 0.51$; DBP $r = 0.15$, $p = 0.53$, Supplementary Figure S1). Mean systolic and diastolic BP measured by ambulatory and wearable BP devices did not differ significantly ($p > 0.05$; Figure 3). Figure 4 shows the Bland-Altman plots comparing wearable and ambulatory devices; the mean biases (LOA) was 0.5 (-10.1 to 11.1) mmHg for SBP and 2.24 (-17.6 to 13.1) mmHg for DBP. The mean difference ± 2 SDs were 0.08 ± 20.69 in SBP and 2.46 ± 15.03 in DBP.

Table 3. BP values measured by different devices

BP	Wearable (24-hours) Mean±SD (range)	Ambulatory (24-hours) Mean±SD (range)	MD (SD) MAD (SD) MAPD (SD)	LoA (MD ± 2 SDs)	p- value	Wearable (7-days) Mean±SD (range)	Home (7-days) Mean±SD (range)	MD (SD) MAD (SD) MAPD (SD)	p- value
SBP	125 ± 5 (119 – 138)	126 ± 10 (111 – 150)	0.08 ±10.56 7.63 ± 7.09 6.01 ± 5.42	0.08 ± 20.69	¹ p>0.0 5	125 ± 4 (113 – 139)	112 ± 10 (85 –135)	13.19 ±8.31 13.19 ±8.31 10.56 ±6.64	² p<0.0 1
DBP	77 ± 9 (72 – 87)	75 ± 6 (64 – 90)	2.46 ± 7.67 5.90 ± 5.34 7.48 ± 6.45	2.46 ± 15.03	¹ p>0.0 5	77 ± 3 (68 – 87)	71 ± 8 (50 – 90)	5.86 ± 7.62 7.28 ± 6.21 9.37 ± 8.04	² p<0.0 1

¹p-value for mean difference between ambulatory vs wearable (24-hours)

²p-value for mean difference between home (7-days) vs wearable (7-days)

SD= standard deviation; MD= mean difference; MAD=mean absolute difference; MAPD=mean absolute percentage difference; LoA= limits of agreement

BP values differed significantly between wearable and home device over 7-days ($p < 0.01$) [see Table 3]. Mean (LOA) day-time biases for wearable vs Home devices were -13.9 (-33.8 to 5.9) mm Hg for SBP and -6.4 (-24.6 to 11.8) mm Hg for DBP. Day-time 7 days Mean±SD SBP and DBP were 126±6 mmHg and 78±4 mmHg respectively. 7-day MAD was >7 mm Hg for SBP and <7mm Hg for DBP. The mean biases (LOA) between wearable and home devices over 7-days were -12.7 (-28.7 to 3.4) mmHg for SBP and -5.6 (-20.5 to 9.2) mmHg for DBP. Daytime biases were similar (SBP = -13.9 [-33.8 to 5.9] mmHg, DBP = -6.4 [-24.6 to 11.8] mmHg; Supplementary Figure S2). Similar differences were observed in the mean absolute percentage difference (MAPD) between wearable and home devices.

Acceptability and Barriers and Facilitators of use:

Participants were asked about the experience of using the three different BP devices throughout the study period. Positive and negative features of each device were clearly identified from the content analysis (Table 4). The 24-hour ambulatory device was consistently identified as being the most difficult to use and wear as it intruded into activities of daily living such as sleeping and exercising, and was often uncomfortable to wear or painful during measurements. While the home BP monitoring device was simple to use and did not interrupt daily activities, participants identified that obtaining BP measurements were reliant on them taking action and initiating a measurement. The majority of participants preferred the unobtrusive design and automated measurements of the wearable BP device. While additional wearable device parameters such as heart rate and sleep quality were not formally considered in this study, participants liked being able to view these data on the device display and/or in the smartphone app. Barriers to using the wearable device included difficulty in obtaining a good fit for people with small wrists, the need for regular charging and a motion-activated light that woke some participants during sleep.

Table 4. Advantages and disadvantages of using the study blood pressure devices

Device	Advantages	Disadvantages
Home BP monitor	P05: "I thought it was so quick and easy to administer, and simple to use."	P05: "It does rely on the participant to remember to take the readings but as long as they adhere to that... it's quite a quick process"
24-hour ambulatory	P08: "I suppose the positive of that [device] is that it was	P14: "It's quite stressful to wear, I think it raised my blood pressure

device	automatic. Um, it's probably the only positive."	(laughs).. because you are just there, waiting every half an hour for it to go [take measurement]."
Wearable device	<p>P13: "If you wear the watch in the morning you're done for the day."</p> <p>P07: "You don't notice it at all, in terms of it collecting any measurements."</p>	<p>P02: "I would question...the accuracy of the BP measurement. It just didn't seem to match up with all the...results from either of the other ones [measurements from other devices]."</p> <p>P06: "When I was asleep I must have moved my wrist. And you know how it automatically lights up? It woke me up."</p>

While both users and healthcare professionals identified many advantages of the wearable BP device compared with other devices, accuracy was a consistent theme identified by both participant groups. Terms such as validity, consistency and reliability came up frequently in both groups, demonstrating the strong presence of this theme.

The majority of healthcare professionals described using and encouraging home BP monitoring for their patients. They acknowledged using patient -reported BP data when available, but reported concerns regarding its reliability. When asked about the use of a wearable BP device by patients, all health care professionals expressed interest in this method as long as accuracy could be demonstrated. Health care professionals foresee the benefits of a wearable device could include convenience (small size, regular automated measurements) and improved adherence to monitoring. Additional considerations for using wearable devices included the cost, data privacy, and use among vulnerable populations such as the elderly and those with English as a second language.

Discussion

In this study, we attempted to validate, for the first time, a wearable cuffless BP device for measuring BP continuously against a gold standard ambulatory device, as well as against a common home BP device. Our results suggest the wearable device compared well with the gold standard ambulatory device over 24-hours as measurement biases were within acceptable limits. But these are not sufficient on their own to recommend wearable devices as a replacement for established ambulatory devices. In contrast, wearable BP measures differed systematically from the home device over 7-days. Given the comparability of wearable and ambulatory measures, this likely suggests the home device systematically underestimated BP. The wearable device could potentially be used for long-term BP monitoring and management if their long-term validity and reliability could be established. The wearable device was acceptable to participants and health care professionals, provided validity can be ensured.

A 7-day BP measure could provide more stable assessment of BP status than current infrequent/one-off methods, but current devices are either too cumbersome (ambulatory) or impractical (home devices) for this purpose. Our findings suggest that the 24-hour data from the wearable device was consistent with its 7-days data, which might represent true BP better than the measures from a home BP device as those readings were taken only

three times a day compared to BP data recorded hourly in wearable device. An important assumption is that over the 7-day period a participant's true BP and within-participant variance could reasonably be assumed to be stable. The longer time frame allows for a sufficient number of measurements to capture the within-participant variance; however, the stability of the mean BP is less certain. The observed difference in BP between the wearable and home device could also be due to wearable device measuring BP during movement and daily activity which we could not account for.

A systematic review and meta-analysis of 52 prospective studies reported that compared to usual care, self-monitoring of BP alone resulted in statistically significant improvements in SBP and DBP (-3.9 mm Hg and -2.4 mm Hg, respectively) at 6 months, and that self-monitoring in combination with additional support lowered SBP from -2.1 to -8.3 mm Hg and DBP 0.0- to -4.4 mm Hg at 12 months [19]. The unobtrusive design of the wearable device makes it well suited for assessing long-term and diurnal patterns of BP with potential prognostic significance. The wearable device used in our study is simple to setup, lightweight (23 grams), waterproof, compatible with both Android and IOS operating systems and with a battery capacity of 80mAh has a standby time of 10 days. The device can be demonstrated to the participants at the physician's clinic during consultation. As demonstrated by our qualitative data, the device is easy to use and requires minimal technical knowledge to operate making wearable BP devices suitable for people of all ages.

A number of wearable cuffless BP devices have become available in recent years [20-24], highlighting their potential use in clinical settings. However, most have only been validated for point measurements in clinical consultation settings, and longer-term validity has not been assessed. The American National Standards Institute/Association for the Advancement of Medical Instrumentation (ANSI/AAMI) and The Institute of Electrical and Electronics Engineers (IEEE) wearable BP standard 2014-1708 requires the mean absolute difference between test and referent devices to be less than 5 mmHg [5] for Grade A classification but does not provide guidelines for continuous BP device. In this study, we used an ambulatory device as a gold standard method to assess the validity of the wearable device. As home devices are frequently recommended to patients by healthcare professionals, we also compared the wearable device with a home device over 7 days. While use of home devices is typically limited to periodic measurements in the home during static rest, the wearable device allowed assessment of BP during daily activities and sleep. This higher frequency measurement schedule could enable assessment of single and multi-day variability in BP control. Moreover, as users can view BP on the device display and/or in a smartphone app, this type of device may help participants to better understand their BP and self-initiate discussion with clinicians during consultations when required. Thus, data obtained using wearable devices over-time may allow measures of monthly or annual mean BP status, which could be used to monitor treatment effectiveness, adherence or disease progression.

A major limitation of this study was a lack of exact time-synchronization between the different devices. It would be interesting to compare the patterns and validation of BP measurements between the wearable and ambulatory device over-time. However, we have estimated the day-time wearable BP with home BP measurements by identifying wearable BP records from 7 am to 9 pm as this was representative of the time range for home device measurements. Sub-group and sensitivity analyses were not planned due to the small sample number of participants. The wearable device used a combination of optical sensors and software algorithms to estimate BP; however, commercially sensitivity means detailed

specifications are not available; this limits comparison to another wearable device. As our study participants all had normal BP, caution is required when generalising the results to people with high BP. Finally, it was not possible to consider potential sources of error variance such as physiological fluctuation in BP and movement artefact during physical activity.

The capability of many wearable BP devices to wirelessly interface with mobile devices and a growing number of apps/digital platforms provide a means to 1) monitor and share BP data on a long-term basis, 2) alert participants to key changes in BP, and 3) help physicians to understand treatment adherence and efficacy, and make appropriate adjustments. As artificial intelligence approaches become more sophisticated, it could be possible to automate data processing and synthesis, which will help to streamline the BP monitoring workflow for time-limited physicians. Further work is needed to better understand if this wearable device can identify night-time dipping and early morning surges in BP, which provide important clinical information about haemodynamics control. Future research into validating wearable devices in clinical populations with time stamped data shared with patients and clinicians in a meaningful way to support clinical decision making is warranted.

In conclusion, wearable BP device measures compared well against a gold-standard ambulatory device. Participants found the device simple and easy to wear and use. Our findings indicate potential for this method to augment BP management—particularly by enabling long-term monitoring that could improve treatment titration and increase understanding of users' BP response during daily activity and stressors. The streamlined design and operation of wearable BP devices can offer numerous advantages compared to traditional ambulatory and home devices; however, measurement validity is a critical requirement. As this particular device did not meet established validity criteria, it cannot be recommended as a replacement for gold standard ambulatory devices.

Acknowledgments: We acknowledge the support of IPAN Co-Directors Alfred Deakin Professor David Crawford AM and Alfred Deakin Professor Jo Salmon for supporting this study. We acknowledge the support of our study participants, Professor Robin Daly and Dr Helen Macpherson, IPAN, Deakin University.

Contributions: Concept and design: SMSI, CKC, RM; Implementation: SMSI, JR, and RM; Data analysis and interpretation: CK, SMSI, SC; Drafting: SMSI, RM, SC, JR, SF. All authors contributed, read and approved the final version of the manuscript.

Sources of Funding: This project was funded by the Institute for Physical Activity and Nutrition (IPAN), School of Exercise and Nutrition Science, Faculty of Health, Deakin University.

Disclosures: SMSI, SC, JR, SF and RM are funded by IPAN.

References

1. Stanaway, J.D., et al., *Global, regional, and national comparative risk assessment of 84 behavioural, environmental and occupational, and metabolic risks or clusters of risks for 195 countries and territories, 1990–2017: a systematic analysis for the Global Burden of Disease Study 2017*. The Lancet, 2018. **392**(10159): p. 1923-1994.
2. Forouzanfar, M.H., et al., *Global Burden of Hypertension and Systolic Blood Pressure of at*

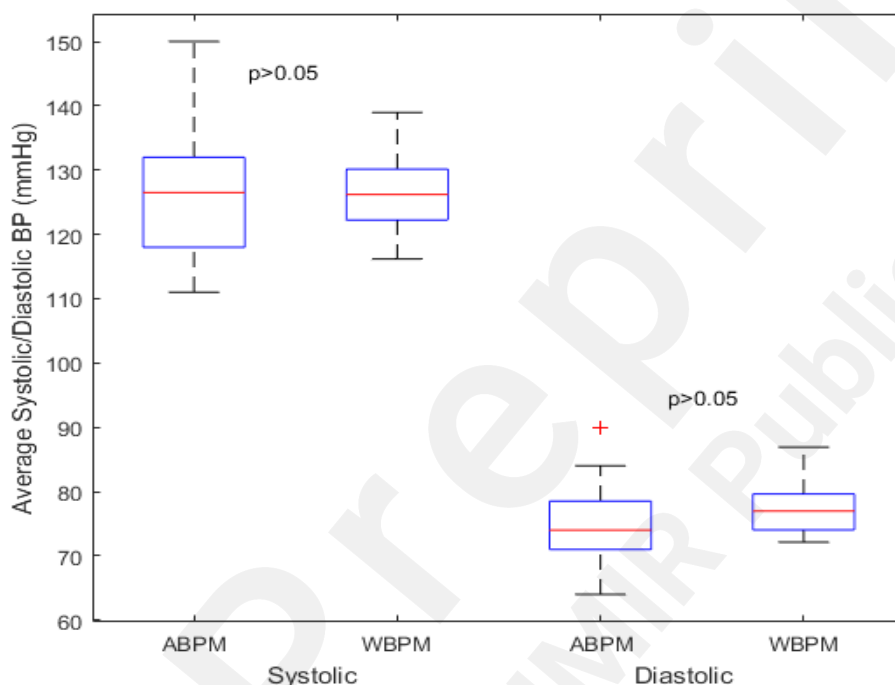
- Least 110 to 115 mm Hg, 1990-2015 Global Burden of Hypertension and Systolic Blood Pressure of at Least 110 to 115 mm Hg, 1990-2015 Global Burden of Hypertension and Systolic Blood Pressure of at Least 110 to 115 mm Hg, 1990-2015. *JAMA*, 2017. **317**(2): p. 165-182.
3. Chow, C.K., et al., *Prevalence, awareness, treatment, and control of hypertension in rural and urban communities in high-, middle-, and low-income countries*. *Jama*, 2013. **310**(9): p. 959-968.
 4. Jones, D.W., et al., *Measuring blood pressure accurately: new and persistent challenges*. *Jama*, 2003. **289**(8): p. 1027-1030.
 5. Parati, G., et al., *European Society of Hypertension practice guidelines for home blood pressure monitoring*. *Journal of human hypertension*, 2010. **24**(12): p. 779.
 6. Imai, Y., et al., *The Japanese Society of Hypertension guidelines for self-monitoring of blood pressure at home*. *Hypertension Research*, 2012. **35**(8): p. 777.
 7. James, P.A., et al., *2014 evidence-based guideline for the management of high blood pressure in adults: report from the panel members appointed to the Eighth Joint National Committee (JNC 8)*. *Jama*, 2014. **311**(5): p. 507-520.
 8. James, P.A., et al., *2014 evidence-based guideline for the management of high blood pressure in adults: Report from the panel members appointed to the eighth joint national committee (jnc 8)*. *JAMA*, 2014. **311**(5): p. 507-520.
 9. Egan, B.M., *Implementation of the 2017 American College of Cardiology/American Heart Association Hypertension Guideline: Opportunity for a Public Health and Population Healthcare Collaborative*. 2019, Am Heart Assoc.
 10. Parati, G., et al., *European Society of Hypertension practice guidelines for ambulatory blood pressure monitoring*. *Journal of hypertension*, 2014. **32**(7): p. 1359-1366.
 11. Islam, S.M.S., A. Rodgers, and C. Chow, *A review of cuffless blood pressure measuring devices potential for use in routine clinical practice*. *Journal of Hypertension*, 2016. **34**: p. e465.
 12. Kim, S.-H., et al., *Accuracy and Precision of Continuous Noninvasive Arterial Pressure Monitoring Compared with Invasive Arterial Pressure A Systematic Review and Meta-analysis*. *The Journal of the American Society of Anesthesiologists*, 2014. **120**(5): p. 1080-1097.
 13. Alpert, B.S., D.E. Quinn, and B.A. Friedman, *A review of the latest guidelines for NIBP device validation*. *Blood pressure monitoring*, 2013. **18**(6): p. 297-302.
 14. Mancia, G., et al., *2013 ESH/ESC guidelines for the management of arterial hypertension: the Task Force for the Management of Arterial Hypertension of the European Society of Hypertension (ESH) and of the European Society of Cardiology (ESC)*. *Blood pressure*, 2013. **22**(4): p. 193-278.
 15. Palatini, P., et al., *Validation of the A&D TM-2430 device for ambulatory blood pressure monitoring and evaluation of performance according to subjects' characteristics*. *Blood pressure monitoring*, 1998. **3**(4): p. 255-260.
 16. IEEE Engineering in Medicine and Biology Society, *IEEE Standard for Wearable, Cuffless Blood Pressure Measuring Devices*, in *IEEE Std 1708™-2014*. 2014, IEEE: NY, USA.
 17. Atkinson, G. and A.M. Nevill, *Statistical Methods For Assessing Measurement Error (Reliability) in Variables Relevant to Sports Medicine*. *Sports Medicine*, 1998. **26**(4): p. 217-238.
 18. Hsieh, H.-F. and S.E. Shannon, *Three Approaches to Qualitative Content Analysis*. *Qualitative Health Research*, 2005. **15**(9): p. 1277-1288.
 19. Uhlig, K., et al., *Self-measured blood pressure monitoring in the management of*

- hypertension: A systematic review and meta-analysis*. Annals of Internal Medicine, 2013. **159**(3): p. 185-194.
20. Garcia-Ortiz, L., et al., *Comparison of two measuring instruments, B-pro and SphygmoCor system as reference, to evaluate central systolic blood pressure and radial augmentation index*. Hypertension Research, 2012. **35**(6): p. 617.
 21. Zheng, Y.-L., et al., *An armband wearable device for overnight and cuff-less blood pressure measurement*. IEEE transactions on biomedical engineering, 2014. **61**(7): p. 2179-2186.
 22. Zheng, Y., et al., *Pulse arrival time based cuff-less and 24-H wearable blood pressure monitoring and its diagnostic value in hypertension*. Journal of medical systems, 2016. **40**(9): p. 195.
 23. Schoot, T.S., et al., *A new cuffless device for measuring blood pressure: a real-life validation study*. Journal of medical Internet research, 2016. **18**(5).
 24. Peter, L., N. Noury, and M. Cerny, *A review of methods for non-invasive and continuous blood pressure monitoring: Pulse transit time method is promising?* Irbm, 2014. **35**(5): p. 271-282.

Figure 1. Wearable BP device

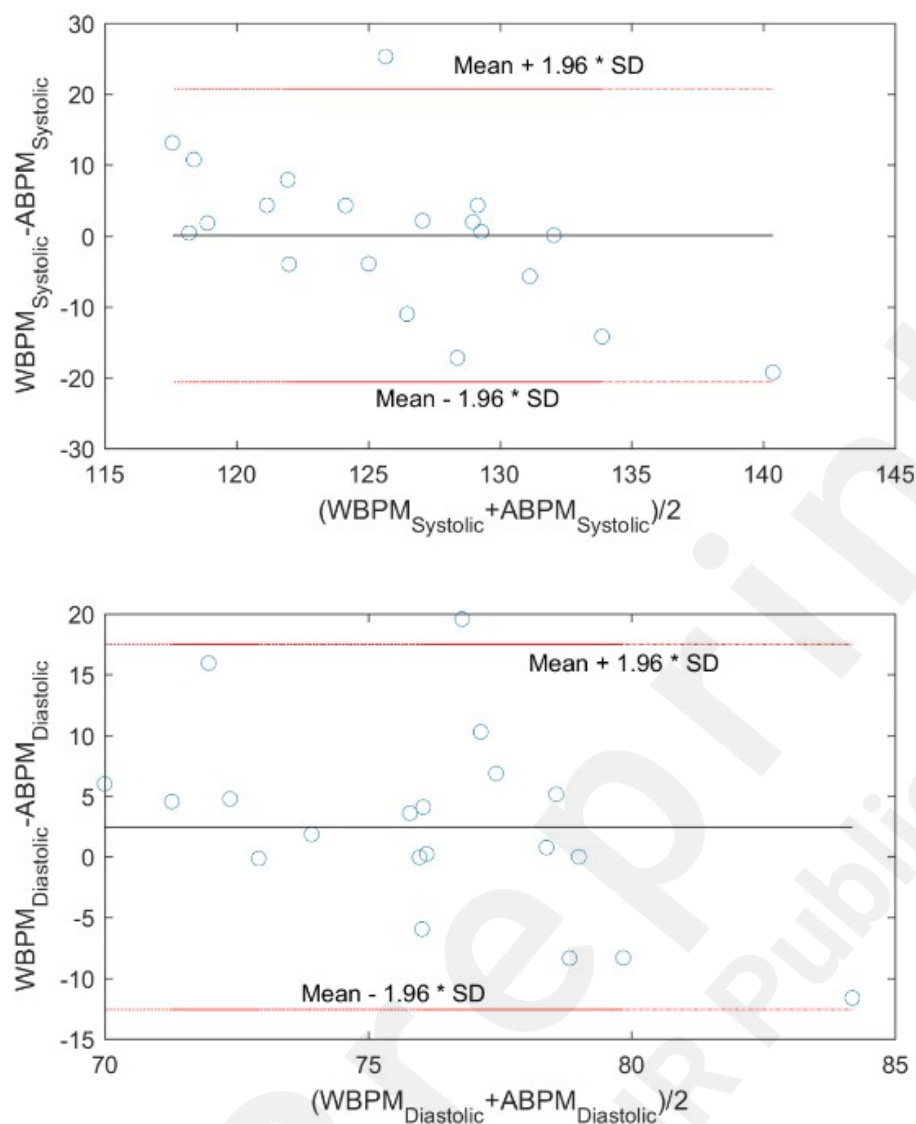


Figure 2: Box plot of ambulatory and wearable systolic and diastolic BP measurements



* P -value calculated using non-parametric Mann-Whitney U Test. $P > 0.05$ indicates absence of systematic measurement bias between devices. ABPM= ambulatory blood pressure monitoring device; WBPM= wearable blood pressure monitoring device

Figure 3. Bland-Altman Plots between wearable and ambulatory blood pressure monitoring devices over 7-days.



Measurement uncertainty during 24 hours of concurrent ambulatory (ABPM) and wearable (WBPM) blood pressure monitoring. Black reference line = mean bias, red reference lines = 95% limits of agreement.

Supplementary Materials:

Figure S1. Relationships between ambulatory (ABPM) and wearable (WBPM) blood pressures during 24 hours of concurrent monitoring.

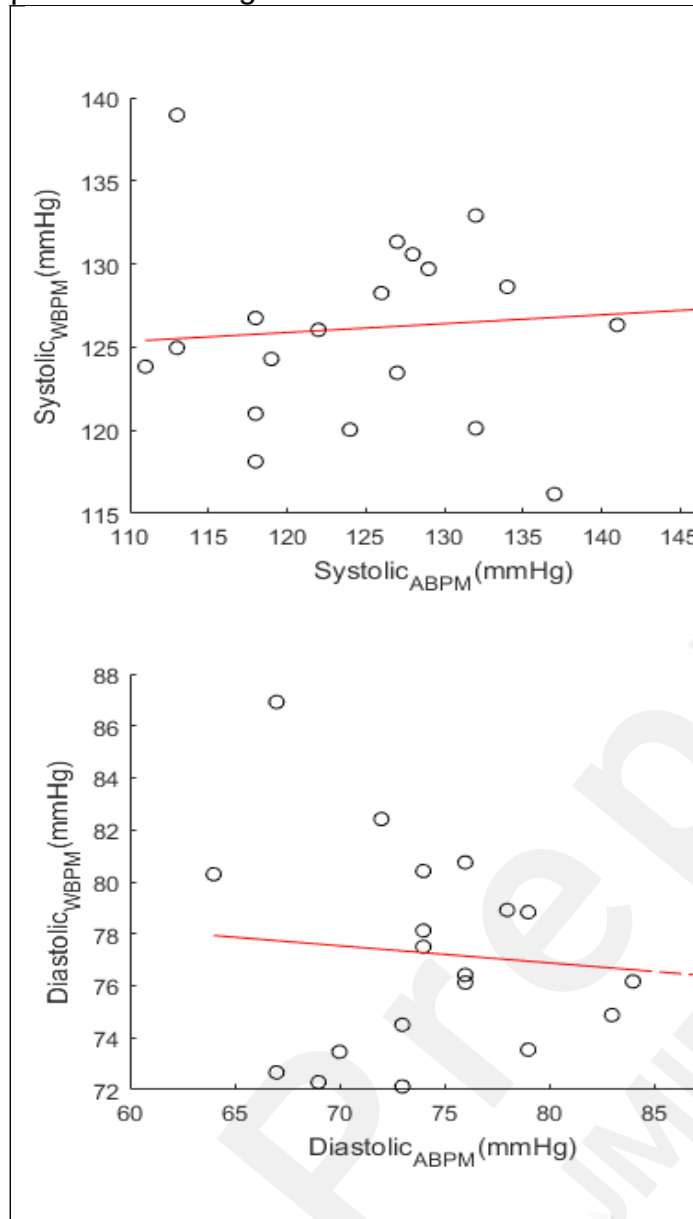
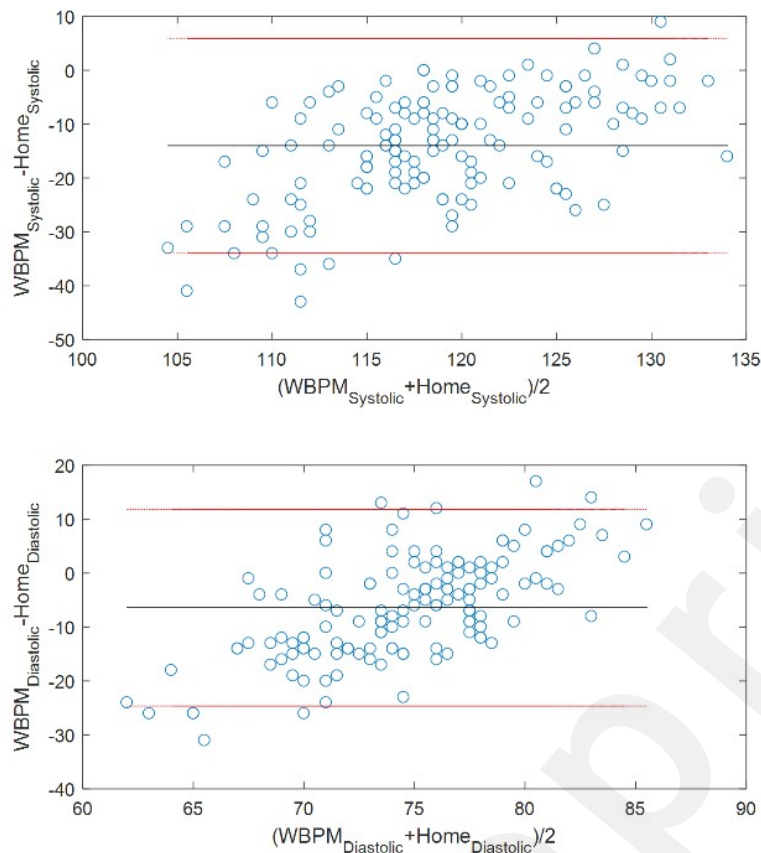
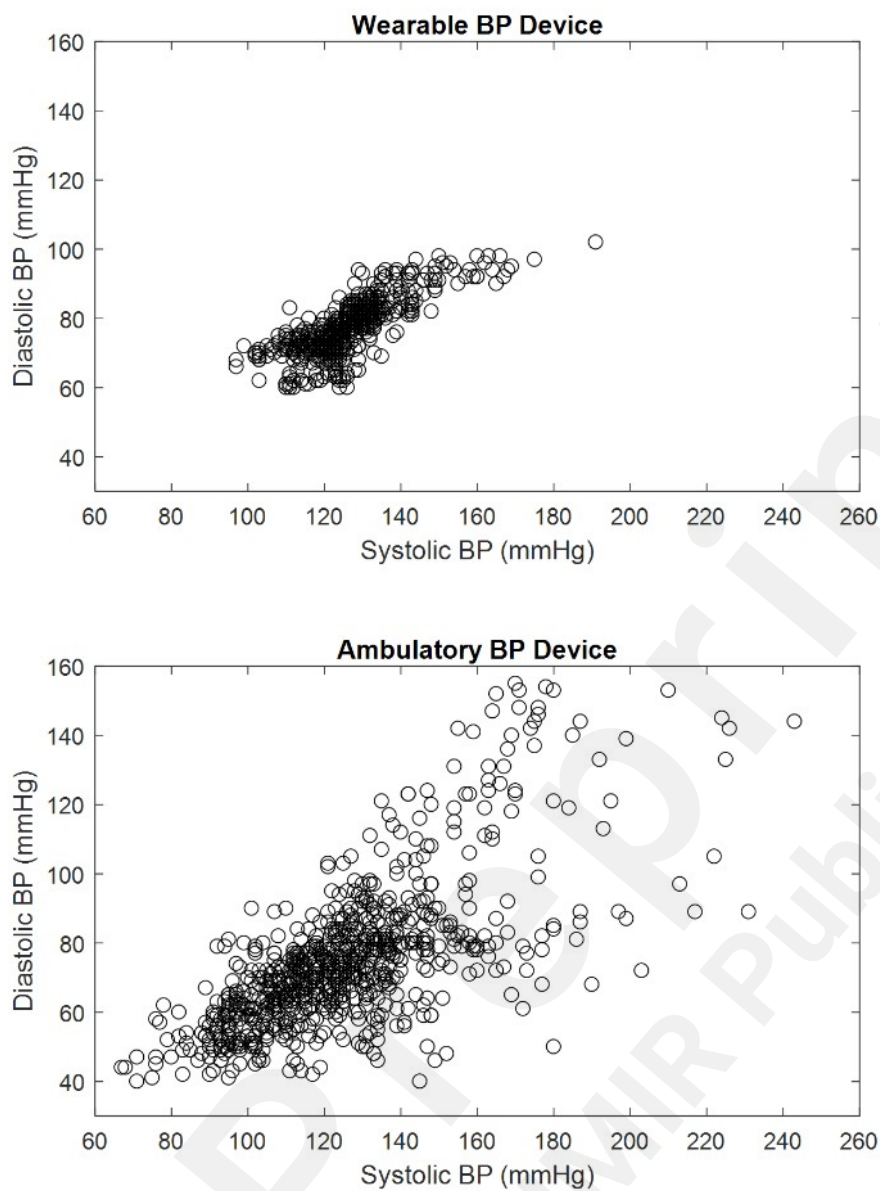


Figure S2. Bland-Altman Plots between wearable and ambulatory blood pressure monitoring devices (24-hours).



Measurement uncertainty during 24 hours of concurrent ambulatory (ABPM) and wearable (WBPM) blood pressure monitoring. Black reference line = mean bias, red reference lines = 95% limits of agreement.

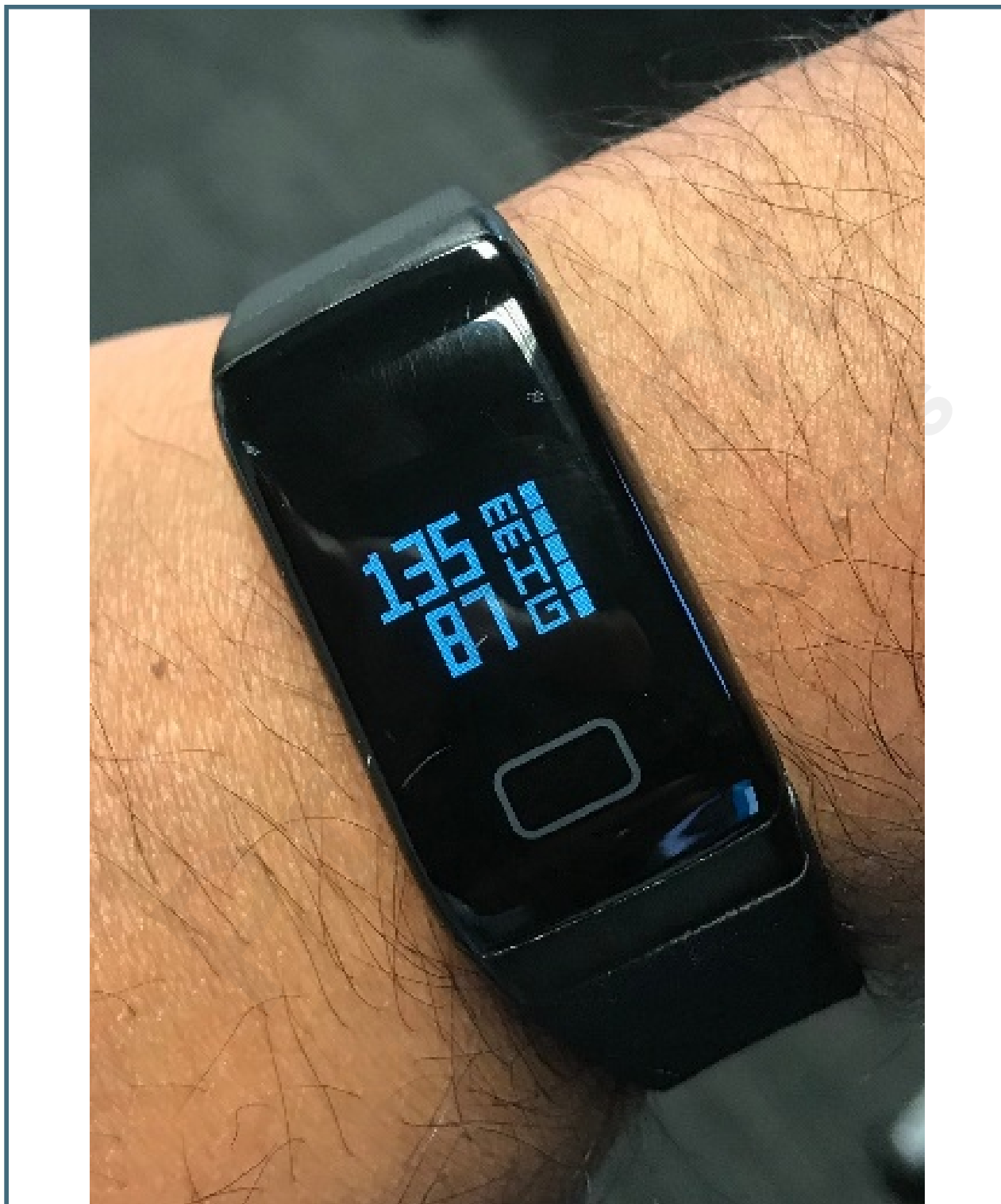
Figure S3: Scatterplots of SBP vs DBP for Wearable and Ambulatory devices



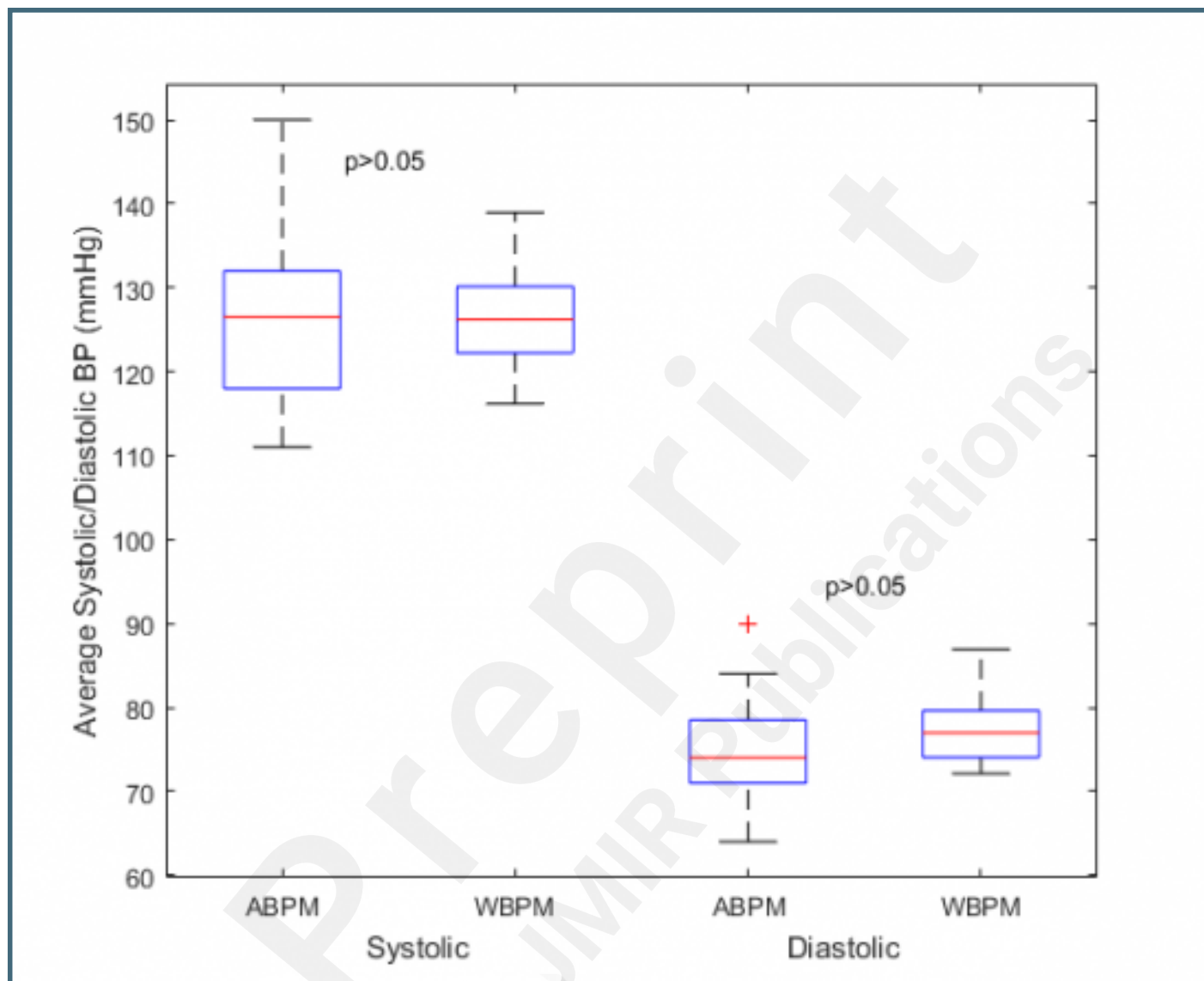
Supplementary Files

Figures

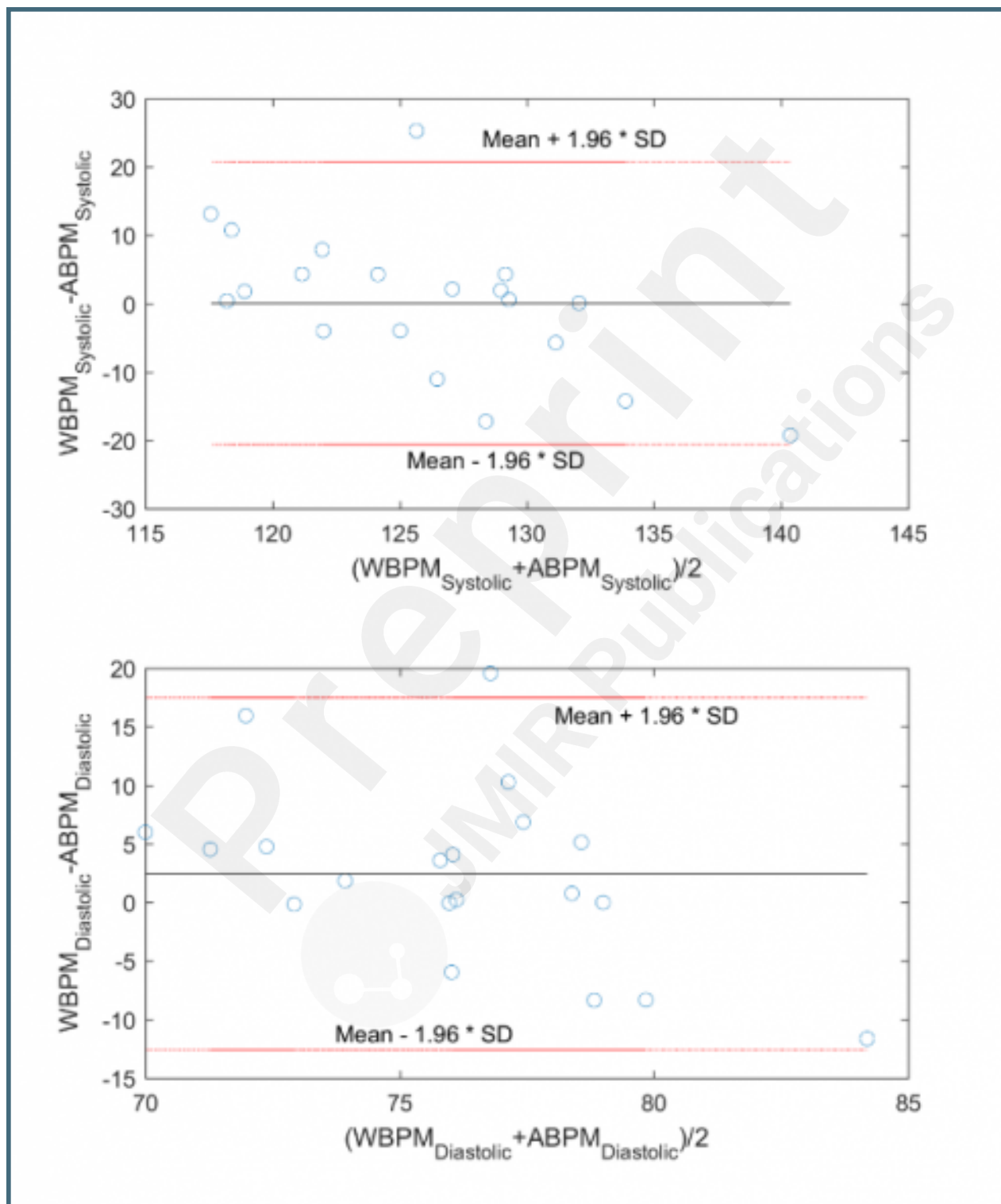
Wearable blood pressure device (T2 Mart blood pressure device).



Box plot of ambulatory and wearable systolic and diastolic BP measurements. P value calculated using nonparametric Mann-Whitney U Test. $P > .05$ indicates the absence of systematic measurement bias between devices. ABPM: ambulatory blood pressure monitoring; BP: blood pressure; WBPM: wearable blood pressure monitoring device.



Bland-Altman plots between wearable and ambulatory blood pressure monitoring devices over 7 days. Measurement uncertainty during 24 hours of concurrent ambulatory blood pressure monitoring and wearable blood pressure monitoring. Black reference line represents mean bias, and red reference lines represent 95% limits of agreement. ABPM: ambulatory blood pressure monitoring; WBPM: wearable blood pressure monitoring device.



Related publication(s) - for reviewers eyes onlies

Revised manuscript Track Changed.

URL: <https://asset.jmir.pub/assets/ce8238a6a9f501b6fa05e8784886c6ac.pdf>

