



Iconography of candolleaceous plants: First decade

AUTHOR(S)

Ferdinand von Mueller

PUBLICATION DATE

01-01-1892

HANDLE

[10536/DRO/DU:30080411](#)

Downloaded from Deakin University's Figshare repository

Deakin University CRICOS Provider Code: 00113B

ICONOGRAPHY
OF
CANDOLLEACEOUS PLANTS,

BY

BARON FERD. VON MUELLER, K.C.M.G., M. & PH.D., LL.D., F.R.S.,

GOVERNMENT BOTANIST FOR THE COLONY OF VICTORIA.

"Ratione fecit Dominus opera sua ab initio, et his conditis rebus ea omnia disposuit."—*Sirach* xvi, 25.

FIRST DECADE.

By Authority:

ROBT. S. BRAIN, GOVERNMENT PRINTER, MELBOURNE.

1892.

SPECIAL
COLLECTION

583.57
M4c

28753

SPC
583.57
Mue




ICONOGRAPHY
OF
CANDOLLEACEOUS PLANTS,


BY
BARON FERD. VON MUELLER, K.C.M.G., M. & PH.D., LL.D., F.R.S.,

GOVERNMENT BOTANIST FOR THE COLONY OF VICTORIA.

"RATIONE FECIT DOMINUS OPERA SUA AB INITIO, ET HIS CONDITIS RESE EA OMNIA DISPOSUIT."—*Sirach* xvi, 25.

FIRST DECADE.

By Authority: 
ROBT. S. BRAIN, GOVERNMENT PRINTER, MELBOURNE.
—
1892.



28753

CANDOLLEA CROSSOCEPHALA.

F. v. Mueller, Census of Australian Plants 85 (1882).

- 1, sections of leaves.
- 2, bracts.
- 3, young flowers.
- 4, expanded flower, quiescent.
- 5, longitudinal section of a flower.
- 6, a corolla-lobe.
- 7, summit of gynostemium.
- 8, pollen-grains.
- 9, fruit.
- 10, longitudinal section of a fruit.
- 11, transverse section of a fruit.
- 12, dissepiment with seeds, separate.
- 13, simple and glandule-bearing hairlets.

All enlarged, but to various extent.



R. Brach. del. & lith.

FvM. diract.

Steam Litho. Gov. Printing Office, Melbourne.

Candollea crosscephala FvM.

CANDOLLEA DEBILIS.

F. v. Mueller, Census of Australian Plants 86 (1882).

- 1, a raceme.
- 2, leaves.
- 3, a flower in bud.
- 4, a flower expanded.
- 5, summit of gynostemium.
- 6, pollen-grains.
- 7, a corolla-lobe.
- 8, labellum with its appendages.
- 9, a fruit.
- 10, transverse section of a fruit.
- 11, longitudinal section of a fruit.
- 12, dissepiment with seeds, separate.
- 13, a seed.
- 14, transverse section of a seed.
- 15, longitudinal section of a seed, showing the embryo.

All enlarged, but to various extent.



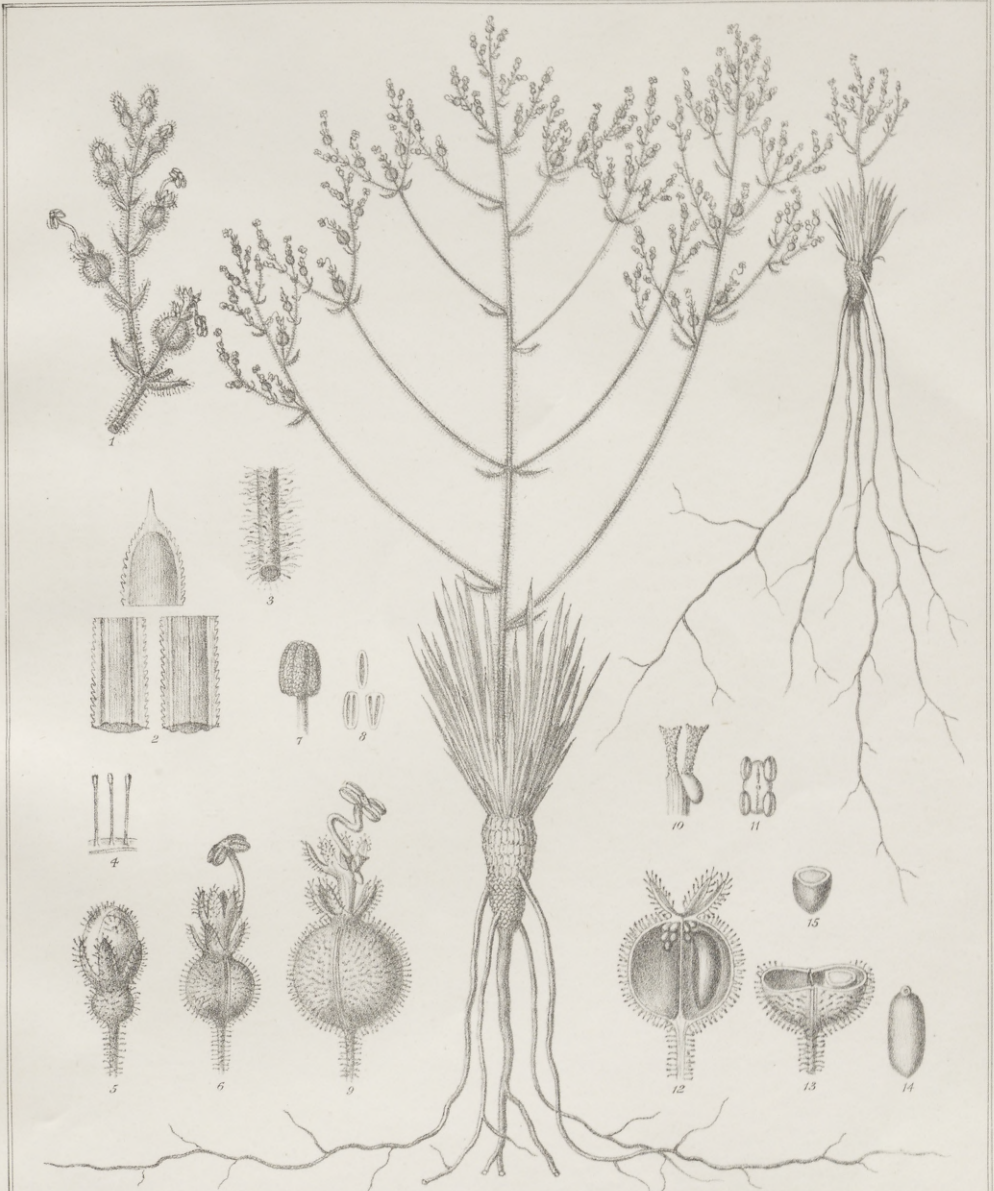
Candollea debilis F.v.M.

CANDOLLEA DISPERMA.

F. v. Mueller, Census of Australian Plants 86 (1882)

- 1, flowering branchlet.
- 2, sections of leaves.
- 3, section of a stem.
- 4, glandule-bearing hairlets.
- 5, flower in bud.
- 6, flower, expanding.
- 7, part of gynostemium, young.
- 8, pollen-grains.
- 9, flower, expanded.
- 10, labellum and appendages.
- 11, anthers and stigmas, seen from above.
- 12, longitudinal section of a fruit.
- 13, transverse section of a fruit.
- 14, a seed.
- 15, transverse section of a seed.

All enlarged, but to various extent.



Candollea disperma F.v.M.

CANDOLLEA EGLANDULOSA.

F. v. Mueller, Census of Australian Plants 86 (1882).

- 1, section of a leaf.
- 2, portion of stem with a bract.
- 3, flowers in bud.
- 4, an expanded flower.
- 5, summit of gynostemium.
- 6, pollen-grains.
- 7, labellum with its appendages.
- 8, a fruit.
- 9, longitudinal section of a fruit.
- 10, dissepiment with seeds, separate.
- 11, a seed.
- 12, transverse section of a seed, showing the embryo.

All enlarged, but to various extent.



Candollea eglandulosa FvM.

CANDOLLEA ERIORRHIZA.

F. v. Mueller, Census of Australian Plants 86 (1882).

- 1, leaves.
- 2, unexpanded flower with pedicel and bract.
- 3, anthers and stigmas, variously seen.
- 4, pollen-grains.
- 5, expanded flower.
- 6, part of a flower, showing the labellum and its appendages.
- 7, fruit-bearing branchlet.
- 8, matured fruit.
- 9, transverse section of a fruit.
- 10, longitudinal section of a fruit.
- 11, dissepiment with seeds, separate.
- 12, seeds with their funicles.
- 13, transverse section of a seed.
- 14, longitudinal section of a seed, showing the embryo.
- 15, hairlets of the basal indument.

All enlarged, but to various extent.



H. Graff del. & lith. F.v.M. direct. Steam Litho. Gov. Printing Office Melb.

Candollea eriorhiza F.v.M.

CANDOLLEA FASCICULATA.

F. v. Mueller, Census of Australian Plants 86 (1882).

- 1, sections of leaves.
- 2, bracts.
- 3, unexpanded flowers.
- 4, expanded flower.
- 5, anthers and stigmas with papillular hairlets.
- 6, pollen-grains.
- 7, a fruit.
- 8, longitudinal section of a fruit.
- 9, dissepiment and seeds, separate.
- 10, axis severed, with its seeds and their funicles.
- 11, transverse section of a fruit.
- 12, seeds.
- 13, transverse section of a seed.
- 14, longitudinal section of a seed, showing the embryo.

All enlarged, but to various extent.



R. Graff del. & lith.

EVM direct.

Steam Litho & Printing Office Melb.

Candollea fasciculata F.v.M.

CANDOLLEA JUNCEA.

F. v. Mueller, Census of Australian Plants 85 (1882).

- 1, sections of leaves.
- 2, bracts.
- 3, portion of stem with a bract.
- 4, flowers in bud, with their stalklets and bracts.
- 5, expanded flower.
- 6, anthers and stigmas.
- 7, pollen-grains.
- 8, fruits, one burst open.
- 9, dissepiment with seeds, separate,
- 10, seeds.
- 11, transverse section of a seed.
- 12, longitudinal section of a seed, showing the embryo.

All enlarged, but to various extent.



R. Graff del. & lith.

FvM. direxit.

Steam Litho. Gov. Printing Office. Melb.

Candollea juncea FvM

CANDOLLEA LIMBATA.

F. v. Mueller, Census of Australian Plants 86 (1882).

- 1, sections of leaves.
- 2, flower in bud.
- 3, summit of gynostemium.
- 4, pollen-grains.
- 5, expanded flower, the gynostemium stretched upwards.
- 6, labellum with its appendages.
- 7, a fruit.
- 8, longitudinal section of a fruit.
- 9, dissepiment with seeds, separate.
- 10, a seed.
- 11, transverse section of a seed.
- 12, longitudinal section of a seed, showing the embryo.

All enlarged, but to various extent.



Candollea limbata F.v.M.

CANDOLLEA REDUPLICATA.

F. v. Mueller, Census of Australian Plants 85 (1882).

- 1, rudimentary outside leaf.
- 2, sections of ordinary leaves.
- 3, section of stem.
- 4, flowers in bud.
- 5, a flower of large form, only slightly magnified.
- 6, anthers and stigmas, variously seen.
- 7, pollen-grains.
- 8, labellum with appendages.
- 9, fruit.
- 10, fruit, burst open.
- 11, dissepiment with seeds, separate.
- 12, seeds.
- 13, transverse section of a seed.
- 14, longitudinal section of a seed, showing the embryo.
- 15, glandule-bearing hairlets.
- 16, simple hairlets.

All enlarged, but to various extent.



R. Graff del. & lith.

Ev.H. direct

Stein Litho. & Printing Office Mot.

Candollea reduplicata F.v.M.

CANDOLLEA SERRULATA.

Labillardière in Annales du Muséum d'histoire naturelle vi., 454, t. 63 (1805).

- 1, sections of leaves.
- 2, flowers in bud.
- 3, glandule-bearing hairlets.
- 4, flower, expanding.
- 5, gynostemium.
- 6, pollen-grains.
- 7, expanded flowers, quiescent.
- 8, anthers and stigmas, seen from above.
- 9, coronular appendages.
- 10, flower in advanced state, the gynostemium stretched upwards.
- 11, fruits, one burst.
- 12, transverse section of a fruit.
- 13, longitudinal section of a fruit.
- 14, dissepiment and seeds, separate.
- 15, seeds.
- 16, transverse section of a seed.
- 17, longitudinal section of a seed, showing the embryo.

All enlarged, but to various extent.



Candollea serrulata Labillardiere.

28753

S
583.57
Mue



CONTENTS.

CANDOLLEA CROSSOCEPHALA.

DEBILIS.

DISPERMA.

EGLANDULOSA.

ERIORRHIZA.

CANDOLLEA FASCICULATA.

JUNCEA.

LIMBATA.

REDUPLICATA.

SERRULATA.